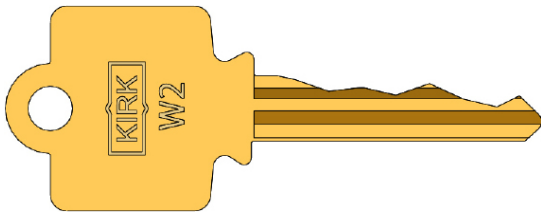
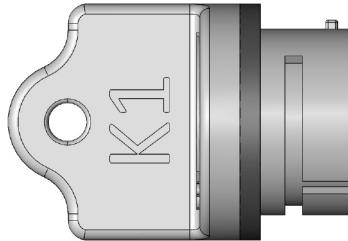


Interlock Keys



SD Series



HD Series

KIRK SD Series keys are designed for our 7-pin and tumbler lock cylinder. The keys are made from nickel-silver with a proprietary keyway ensures it cannot be duplicated outside of KIRK.

KIRK HD Series keys are made from electropolished 316 stainless steel and are constructed to be robust in the toughest of environments. The shaft drive design contains precision drivers (dowel pins) configured to specific combinations. They will not snap under force, nor will they fall through standard floor grating, minimizing downtime due to key replacement. The unique design prevents key duplication or unauthorized mastering, ensuring the highest protection of your interlock scheme.

USAGE

No hazardous substances were used in the manufacturing of the product. The product can be disposed of in standard waste receptacles.

INSTALLATION

Proper installation is a critical element of a key interlock system. After installation of the complete interlock system, the system should be tested sequentially by person(s) familiar with the entire system, the key sequence, and its intended purpose. Any problems or discrepancies must be corrected prior to energization.

SD series (brass) interlocks are supplied with a key in each cylinder. These keys are needed during installation of the interlocks. SD series (brass) bolt interlocks with multiple cylinders require the insertion of all keys before the lock bolt can be extended or withdrawn. Do not try to force a multiple cylinder interlock that does not have the correct keys fully inserted in every cylinder!

HD series (stainless steel) interlocks are not sold with keys. Keys must be ordered separately and may be required during the installation process.



For all interlock systems to maintain system integrity, additional keys must be removed from the system and destroyed or retained by a responsible person. There should only be enough keys to operate the interlock system sequentially. Kirk Key Interlock Company will not be responsible for extra keys left in the interlock system.



All interlocks and interlock systems must be installed by a competent and qualified person who has read and understood these instructions. Please retain this document in your technical files.

Interlock Keys



MAINTENANCE

Kirk key interlocks should be periodically lubricated with a small amount of dry powder graphite. DO NOT use oil or grease of any type as these will collect dirt and impede the proper operation of the lock cylinder.

SD SERIES: Apply a small amount of graphite to the key and insert the key into the lock cylinder. Work the key in an out and turn the key several times in order to distribute the graphite inside the lock cylinder.

HD SERIES: Apply a small amount of graphite behind the inner turn shaft. Insert and turn the key a few times in order to distribute the graphite below the lock cylinder.

KIRK offers a Graphite Lubrication kit (part# GL-1) complete with instructions for use.

Protective covers for most products are also available as accessories. Covers can be utilized to protect the lock cylinders when located outdoors or in a demanding environment.

TECHNICAL DATA

Keys	SD Series	HD Series
Key Material	Nickel-Silver	Electropolished 316 SS
Key Style	7-Pin Tumbler	Dowel Pin
Temperature Ratings	-13F to 100F	-13F to 100F

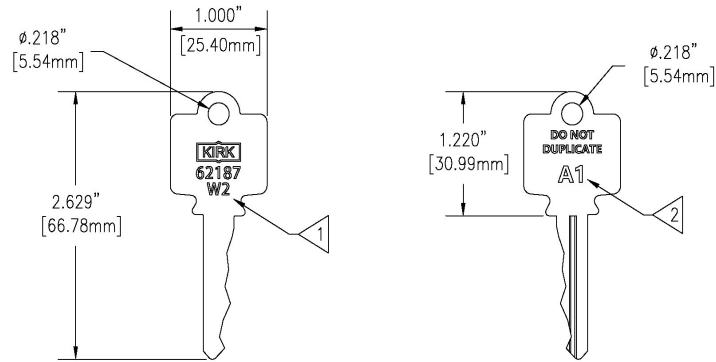
Interlock Keys



DRAWING

Dimensions: in inches

SD Series Key



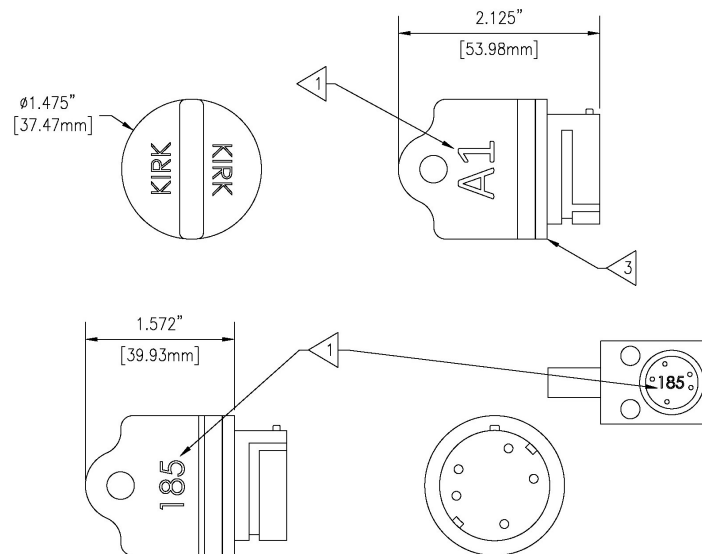
NOTES:

- 1) Cylinder Combination Number: always stamped on the key and lock - assigned by Kirk Key Interlock Company.
- 2) Stamp Key Interchange (Optional).

DRAWING

Dimensions: in inches

HD Series Key



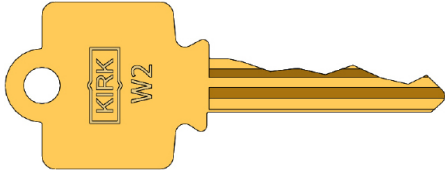
NOTES:

- 1) Key interchange (optional) - the key interchange is stamped on the Protective Flip Cover if one is added.
- 2) Lock number - always stamped on key and lock. This number is assigned by Kirk Key Interlock Company unless specified when ordering. The lock number is stamped on the front side (or thumb side) of the key.
- 3) Gasket - to prevent debris and moisture from entering interlock cylinder.

Interlock Keys



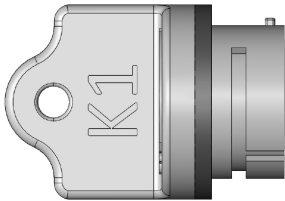
ORDER INFORMATION



SD SERIES

Part number

K	7	0	0	6
---	---	---	---	---



HD SERIES

Part number

S	7	0	0	6
---	---	---	---	---

ACCESSORIES

Stamp Key Interchange: When ordering keys separately or ordering duplicate keys, if requesting stamp key interchanges, the stamp key interchange must be specified as an alphanumeric code. A maximum of 5 characters can be added to most products.

- SD Series – interchange is stamped on the key and the cylinder
- HD Series – interchange is stamped on the key and the protective cover

If additional keys are required due to loss or damage, please:

1. Print the Duplicate Key Release Form from our website
2. Complete the form and sign your name
3. Send the form along with your purchase order to orders@kirkkey.com

For all interlock systems to maintain system integrity, additional keys must be removed from the system and destroyed or retained by a responsible person. There should only be enough keys to operate the interlock system sequentially. Kirk Key Interlock Company will not be responsible for extra keys left in the interlock system.

CONTACT INFORMATION

The Kirk Key Interlock Company LLC

9048 Meridian Circle NW North Canton, OH 44720, USA

Toll Free: +1 800-438-2442 O: +1 234-209-9301 F: +1 330-497-4400

Quotes & Inquiries sales@kirkkey.com PO Submission & Orders orders@kirkkey.com