


Type P Isolation Interlock



SD Series



HD Series

KIRK Type P isolation interlocks are used in applications in which isolation of hazardous energy is critical when performing maintenance on equipment. KIRK Type P provides a physical barrier to electrical switches preventing the state of power to be mistakenly changed. The Type P can be incorporated into a larger interlock safety solution that requires LOTO provisions as well.

OPERATION

KIRK Type P interlocks are mechanically operated and suitable for interlock safety solutions that also require LOTO provisions.

Type P key operated mechanical isolation interlock

1 Key is released, lock hasp is trapped



2 Insert and turn key, releasing hasp, remove padlock from switch, trapping key



3 Change state of power, reapply Type P to switch, close hasp and release key



Type P Isolation Interlock



USAGE

KIRK Type P interlocks should be used on equipment as a physical barrier to electrical switches, push buttons, or levers. KIRK Type P interlocks ensure that once the equipment is switched into the desired position as defined by the end user's safety process and following the operations of the interlock, the switch is now blocked from changing state until the procedure is reversed.



KIRK Type P is recommended only for use in isolation applications where there are no provisions for bolt interlocks.



KIRK Type P interlocks are not designed to serve as an access interlock into hazardous areas.

No hazardous substances were used in the manufacturing of the product. The product can be disposed of in standard waste receptacles.

INSTALLATION

On-site installation and use of the Type P should be carefully managed and documented through a formal LOTO procedure.

SD series (brass) interlocks are supplied with a key in each cylinder. These keys are needed during installation of the interlocks. SD series (brass) bolt interlocks with multiple cylinders require the insertion of all keys before the lock bolt can be extended or withdrawn. Do not try to force a multiple cylinder interlock that does not have the correct keys fully inserted in every cylinder!

HD series (stainless steel) interlocks are not sold with keys. Keys must be ordered separately and may be required during the installation process.



For all interlock systems to maintain system integrity, additional keys must be removed from the system and destroyed or retained by a responsible person. There should only be enough keys to operate the interlock system sequentially. Kirk Key Interlock Company will not be responsible for extra keys left in the interlock system.



All interlocks and interlock systems must be installed by a competent and qualified person who has read and understood these instructions. Please retain this document in your technical files.

MAINTENANCE

Kirk key interlocks should be periodically lubricated with a small amount of dry powder graphite. DO NOT use oil or grease of any type as these will collect dirt and impede the proper operation of the lock cylinder.

SD SERIES: Apply a small amount of graphite to the lock and insert the hasp into the lock cylinder. Work the hasp in and out several times in order to distribute the graphite inside the lock cylinder.

HD SERIES: Apply a small amount of graphite to the lock and insert the hasp into the lock cylinder. Work the hasp in and out several times in order to distribute the graphite inside the lock cylinder.

KIRK offers a Graphite Lubrication kit (part# GL-1) complete with instructions for use.

Protective covers for most products are also available as accessories. Covers can be utilized to protect the lock cylinders when located outdoors or in a demanding environment.

Type P Isolation Interlock



TECHNICAL DATA

Type P	SD Series	HD Series
Interlock Housing	Brass	Electropolised 316 SS
Cylinder Housing	Brass	Electropolised 316 SS
Plug/Inner Turn Shaft	Brass	Electropolised 316 SS
Key Material	Nickel-Silver	Electropolised 316 SS
Key Style	7-Pin Tumbler	Dowel Pin
Shackle	303 SS	Electropolised 316 SS
Temperature Ratings	-65F to +250F	-65F to +700F
Weight	.80 pounds	1.79 pounds

* Weight based on product with no key or accessories

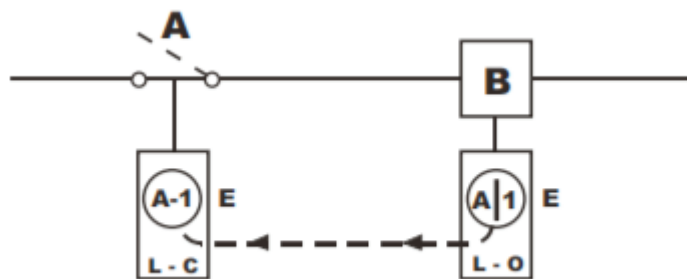
APPLICATION

The Type P interlocks are used as part of safety systems suitable for the control of electrical switchgear.

The interlock application scheme 1 from the KIRK scheme book is to prevent the opening of switch A when breaker B is closed.

Initial system status: Power is on and Switch A and Breaker B are in the closed position. Type P interlock hasp is locked on Breaker B.

To begin maintenance of switchgear system, insert and turn key A-1 in Type P padlock on Breaker B. This opens the hasp, allowing the removal of the padlock from the Breaker B. Open Breaker B and reapply Type P padlock, close hasp, turn and release key. Key A-1 is now free. Insert key A-1 into L-C (locked closed) bolt interlock on Switch A and turn and unlock. Open Switch A and key A1- is now trapped.



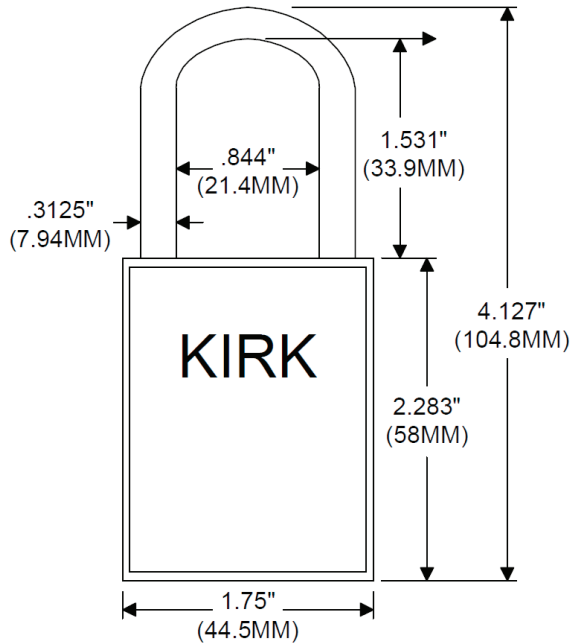
Type P Isolation Interlock



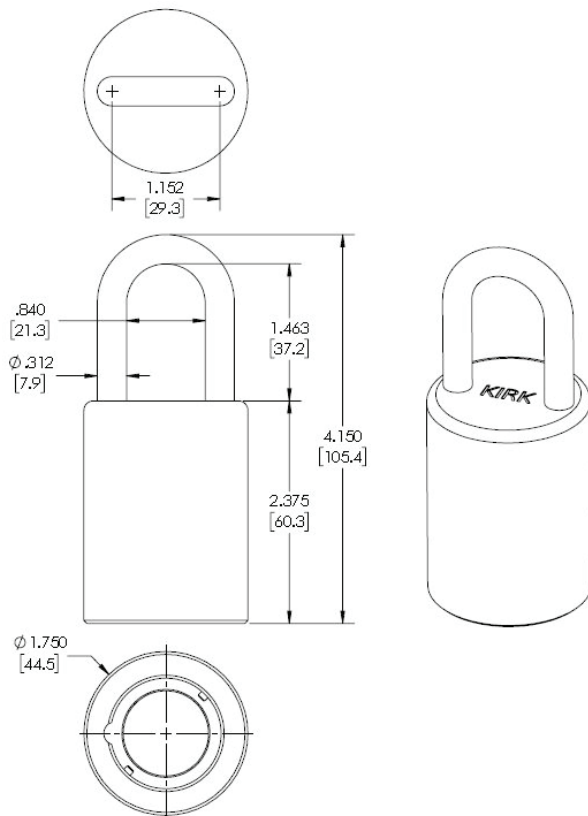
DRAWING

Dimensions: in inches

SD Series Type P



HD Series Type P



Type P Isolation Interlock



ORDER INFORMATION

	1	2	3	4	5	6	7	8	9	10
Part number		P	L	0	-	-		1	0	

1	Series	K = SD Series (brass)	S = HD Series (stainless)
7	Protective Covers	- = No B = Boot Cover	- = No F = Flip Open with LOTO provision
10	Stamp Key Interchange	- = No S = Yes	

CONTACT INFORMATION

The Kirk Key Interlock Company LLC

9048 Meridian Circle NW North Canton, OH 44720, USA

Toll Free: +1 800-438-2442 O: +1 234-209-9301 F: +1 330-497-4400

Quotes & Inquiries sales@kirkkey.com PO Submission & Orders orders@kirkkey.com