

Sequential Safety Process
Eliminating Human Error
Preventing Drive Aways

Salvo™

SML-EI Manual Door Safety System with Electrical Contacts



The SML-EI manual door loading dock safety system incorporates a manual door lock (SMDL) with contacts, mounted inside next to the dock door or on the dock door rail, and an optional traffic light (STL) to ensure immediate communication to loaders when it is safe to load/unload. The SGL is used to lock out the trailer's air brakes, releasing a key. The key is then taken inside and inserted into the SMDL, allowing the short bolt to be removed. This will send a signal to the traffic light indicating that loading/unloading can begin. The key is trapped in the SMDL until the dock door is closed, and the SMDL is engaged, releasing the key. The key can then be inserted into the SGL, allowing the air brakes to be reconnected and the truck to drive away safely.



salvosafe.com

SML-EI Manual Door Safety System with Electrical Contacts

**Sequential Safety Process
Eliminating Human Error
Preventing Drive Aways**

Salvo™











SALVO LOADING DOCK SAFETY KIT	DOCK DOOR TYPE	DOCK SAFETY EQUIPMENT INTEGRATION	COMPATIBLE FOR OPEN SIDED LOADING PLATFORMS	GANGWAY COMPATIBLE	TRAFFIC SAFETY LIGHT
SML -EI	MANUAL	NO	YES	NO	YES

SML - EI Kit



PRODUCT	PART NUMBER	DESCRIPTION
Salvo Gladhand	DDS02210	The Salvo Glad Hand Lock (SGL) is a key operated mechanical locking device designed to fit on US trailer emergency brake line connectors. Its purpose is to prevent re-connection of the air brake hose, immobilizing the trailer, while loading/unloading is taking place.
Salvo Manual Door Lock with Electrical Switches (SMDL-AIS) <i>Available with short or long chain kit.</i>	Hand 1: AIS-FSS KF-1-006549 Hand 2: AIS-FSS KF-2-006549	The Salvo Manual Door Lock (SMDL-AIS) is a mechanical interlock used to secure loading dock doors in the closed position. The switch contacts can be used for controlling power to the dock leveler or other ancillary electrical devices e.g. traffic lights. The unit incorporates a short bolt with a chain and plate that is secured to the dock door. Only when the key is inserted and turned, can the bolt and chain be disengaged, allowing the door to be opened. The turning of the key closes the switch contacts.

OPTIONAL ACCESSORIES

					
PRODUCT: Salvo Master Key PART NUMBER: SALVO MKR	PRODUCT: Salvo Master Gladhand PART NUMBER: SALVO MGL	PRODUCT: Salvo Club PART NUMBER: SALVO CL	PRODUCT: Inside / Outside Traffic Light 115V PART NUMBER: SALVO TRL115	PRODUCT: Exterior Sign PART NUMBER: SALVO SIGN-L	PRODUCT: Interior Sign PART NUMBER: SALVO SIGN-S
					
PRODUCT: Wall Bracket PART NUMBER: SALVO WB	PRODUCT: Bollard Bracket PART NUMBER: SALVO BB	PRODUCT: Large "L" Bracket PART NUMBER: SALVO BRKT - L	PRODUCT: Salvo Storage Enclosure PART NUMBER: SALVO SE		

Salvo™

9048 Meridian Circle NW | North Canton, OH 44720 | phone: 234-209-9301 | toll free: 800-438-2442 | salvosafe.com
Castell brand interlock products and Salvo™ loading dock safety systems are proudly supported by Kirk Key Interlock Company. kirkkey.com